

TEST REPORT

for

Proflex Products Inc.
2826 Broadway Center Blvd.
Brandon, FL 33510
Timothy Abbott / 863-937-9623

Impact Sound Transmission Test

ASTM E 492 - 09 / ASTM E 989 - 06

On

**6 Inch (152mm) Concrete Slab Overlaid with
Porcelain Tiles over PROFLEX Super SIM 90 Underlayment**


Report Number: NGC 7016025_R1

Assignment Number: G-730


Test Date: 11/23/2011

Report Approval Date: 02/15/2016

Submitted by:


Andrew E. Heuer
Senior Test Engineer

Reviewed by:


Robert J. Menchetti
Director

The results reported above apply to specific samples submitted for measurement. No responsibility is assumed for performance of any other specimen. The laboratory's accreditation or any of its test reports in no way constitute or imply product certification, approval, or endorsement by NVLAP or any agent of the U.S. Government. This report may not be reproduced except in full, without written approval of the laboratory.

Report Number: NGC 7016025_R1

Page 3 of 5

Test Method: This test method is in accordance with American Society for Testing and Materials Standard Test Method for Laboratory Measurement of Sound Transmission Through Floor-Ceiling Assemblies Using the Tapping Machine - Designation: E 492-09/ E 989-06.

The uncertainty limits of each tapping machine location met the precision requirements of section A1.4 of ASTM E 492-09.

Specimen Description: 6 inch (152mm) Concrete Slab, overlaid with, according to client, Porcelain Tiles over PROFLEX Super SIM 90 underlayment.

The test specimen was a floor-ceiling assembly and observed to consist of the following:

- 1 layer of 7.6mm (0.300 in.) Porcelain Tiles. Sample was 304.8mm x 304.8mm (12 in. x 12 in.)
Sample weight was 17.3 kg/m² (3.54 PSF).
- Latex-modified Thin-set mortar, meeting ANSI Specification 118.1, troweled with a 6.4mm x 9.5mm (1/4 in. x 3/8 in.) square notch trowel. Polymer enhanced sanded grout mixtures 4.9 kg/m² (1.0 PSF), meeting ANSI Specification 118.6 and 118.7.
- 1 layer of PROFLEX Super SIM 90 underlayment. Sample was 2.36 mm (0.093 in.) thick.
Sample weight was 1.17 kg/m² (0.24 PSF).

The overall weight of the test assembly is 389.5 kg/m² (79.78 PSF).

The perimeter of the test frame was sealed with a rubber gasket and a sand filled trough.

The test assembly was structurally isolated from the receiving room.

Specimen size: 3657.6 mm x 4876.8 mm (12 ft. x 16 ft.)

Conditioning: Mortar and grout cured for a minimum of 24 hours, concrete cured minimum of 28 days

Test Results: The results of the tests are given on pages 4 and 5 of the report.

The results reported above apply to specific samples submitted for measurement. No responsibility is assumed for performance of any other specimen. The laboratory's accreditation or any of its test reports in no way constitute or imply product certification, approval, or endorsement by NVLAP or any agent of the U.S. Government. This report may not be reproduced except in full, without written approval of the laboratory.

Normalized impact sound pressure level						
Test: ASTM E 492 - 09 / ASTM E 989 - 06						
Test Report: NGC 7016025				Date: 11/23/2011		Page 3 of 4
Specimen Size [m ²]:		17.8				
Source room			Receiving room			
Rm Temp [°C]: 18		Volume [m ³]: 63.9		Rm Temp [°C]: 18		
Humidity [%]: 40		Humidity [%]: 56				
Impact Insulation Class IIC [dB]:			50			
Sum of Unfavorable Deviations [dB]:		28				
Max. Unfavorable Deviation [dB]:		7 at 250 Hz				
Frequency [Hz]	L _n [dB]	L ₂ [dB]	d [dB/s]	Corr. [dB]	u.Dev. [dB]	ΔL _n
50	58	64.9	11.61	-6.9		4.49
63	59	63.5	19.41	-4.5		3.25
80	56	62.9	12.80	-6.9		2.77
100	60	65.8	16.78	-5.8		3.05
125	63	68.6	3.87	-5.6	1	3.29
160	65	71.1	4.30	-6.1	3	2.09
200	67	73.1	3.87	-6.1	5	0.72
250	69	73.9	3.40	-4.9	7	0.52
315	68	72.8	3.34	-4.8	6	0.41
400	66	71.5	3.24	-5.5	5	0.48
500	61	65.5	3.12	-4.5	1	0.46
630	57	62.0	2.94	-5.0		0.49
800	53	57.4	2.91	-4.4		0.32
1000	49	52.9	2.64	-3.9		0.38
1250	46	49.6	2.34	-3.6		0.39
1600	45	48.7	2.21	-3.7		0.49
2000	43	45.6	2.04	-2.6		0.55
2500	41	43.8	1.85	-2.8		0.20
3150	38	40.2	1.68	-2.2		0.46
4000	34	35.2	1.43	-1.2		0.43
5000	31	31.7	1.23	-0.7		0.77

L_n = Normalized Sound Pressure Level, dB
 L₂ = Receiving Room Level, dB
 d = Decay Time, dB/second
 ΔL_n = Uncertainty for 95% Confidence Level

The results reported above apply to specific samples submitted for measurement. No responsibility is assumed for performance of any other specimen. The laboratory's accreditation or any of its test reports in no way constitute or imply product certification, approval, or endorsement by NVLAP or any agent of the U.S. Government. This report may not be reproduced except in full, without written approval of the laboratory.

Normalized impact sound pressure level

Test: ASTM E 492 - 09 / ASTM E 989 - 06

Page 4 of 4

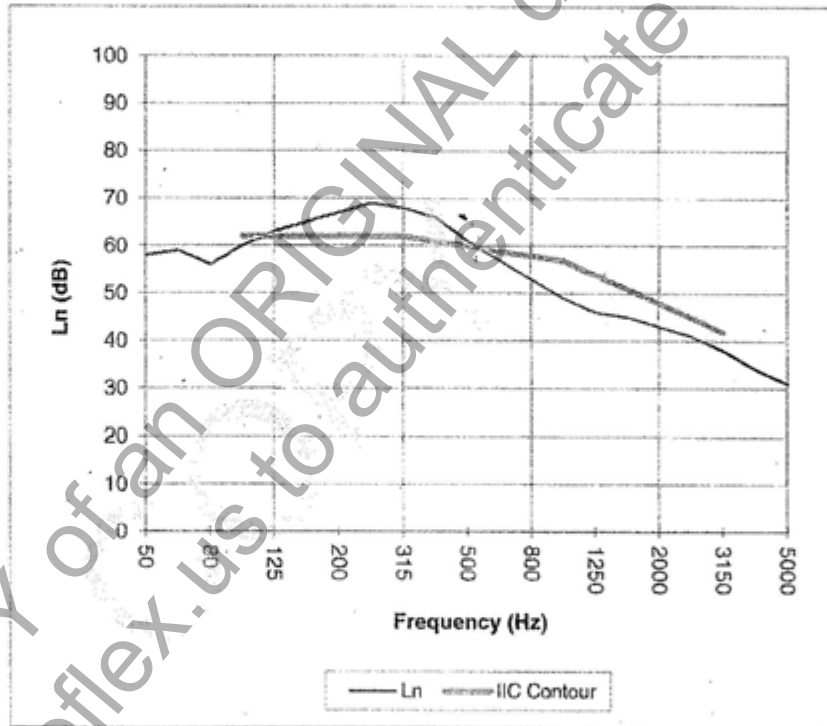
Test Report: NGC 7016025

Test Date: 11/23/2011

Specimen Size [m²]: 17.8

Impact Insulation Class IIC [dB]: 50

Frequency [Hz]	L _n [dB]
50	58
63	59
80	56
100	60
125	63
160	65
200	67
250	69
315	68
400	66
500	61
630	57
800	53
1000	49
1250	46
1600	45
2000	43
2500	41
3150	38
4000	34
5000	31



• Due to high insulating value of specimen, background levels limit results at these frequencies.

L_n = Normalized Sound Pressure Level, dB

The results reported above apply to specific samples submitted for measurement. No responsibility is assumed for performance of any other specimen. The laboratory's accreditation or any of its test reports in no way constitute or imply product certification, approval, or endorsement by NVLAP or any agent of the U.S. Government. This report may not be reproduced except in full, without written approval of the laboratory.